

# HAVEN

KITCHENS





## EXPRESS COLOURS

Popular colours within selected ranges that are pre-finished and therefore available in a shorter time frame.



## PAINT TO ORDER

A large number of our ranges are suitable for painting, simply select any colour from our standard colour palette.

See page 115 for standard colour palette



## COLOUR MATCH

All our paintable ranges can be matched to a specified colour using BS (British Standard) or RAL (European Standard) colour references.



## STAIN TO ORDER

Selected ranges are suitable for staining, choose any shade from our standard stain palette.

See page 115 for stain options



## MADE TO ORDER

Alternative sizes or designer features are available to create a bespoke space.



## TRUE HANDLELESS

An ultra-modern kitchen style featuring a discreet aluminium rail integrated into the cabinets, offering seamless design and effortless, handle-free opening and closing.

**HAVEN**  
KITCHENS





## INFO

Introducing Haven & HBH Woolacotts	6
Plymouth	7
St Austell	8
Liskeard	9
Bodmin	9
Design Process	10
Installation Referral Scheme	12

Williams & Sons Range	121
<i>The Lanyon</i>	122
<i>The Adela</i>	126
<i>The Hepworth</i>	130
<i>The Napier</i>	134

## RANGES

Pure Range	15
<i>Impressions</i>	16
<i>Porter</i>	18
<i>Remo</i>	20
<i>Belsay</i>	22
<i>Milbourne</i>	24
<i>Mornington</i>	26
Haven Range	29
<i>Lantic Matte</i>	30
<i>Lantic Textured</i>	32
<i>Zennor Gloss</i>	34
<i>Zennor Painted</i>	38
<i>Zennor Soft-Matte</i>	42
<i>Redgate</i>	44
<i>Trevone</i>	46
<i>Mawgan Gloss</i>	50
<i>Mawgan Matte</i>	52
<i>Saunton Gloss</i>	54
<i>Saunton Matte</i>	58
<i>Harlyn</i>	62
<i>Crooklets</i>	66
<i>Anstey</i>	70
<i>Daymer</i>	72
<i>Polkerris</i>	74
<i>Ladram</i>	78
<i>Goodrington</i>	82
<i>Fistral</i>	84
<i>Woolacombe</i>	86
<i>Kynance</i>	90
<i>Maidencombe</i>	92
<i>Gyllyngvase</i>	96
<i>Appletree</i>	100
<i>Elbury</i>	104
<i>Widemouth</i>	107
<i>Jacobs</i>	112
<i>Bedruthan</i>	114
Colour palette	119

## FINISHING TOUCHES

Handles	139
Handleless rails	143
Furniture legs	143
Pure door selector	145
Haven door selector	146
Williams & Sons door selector	151
Care & maintenance	152

This document is intended only as a guide and, as no picture can accurately convey colour representation, it is suggested you examine our products personally before purchase. Only then can you appreciate the detail of each and every component, the finishes applied and the superior quality. If your chosen finish is not on display, we recommend that you order a sample.

# Introducing Haven & HBH Woolacotts

## ABOUT HAVEN KITCHENS

---

Founded in August 2024, Haven Kitchens is proud to be a part of the HBH Woolacotts family, bringing exceptional kitchen design and quality to homeowners across Cornwall and Devon. While we are a young brand, we are backed by over 50 years of industry experience and the trusted reputation of HBH Woolacotts.

With four beautifully designed showrooms across the region, we offer a unique approach to kitchen design, focusing on how you live and use your space. Whether you're looking for a kitchen that blends style with function or a bespoke, handcrafted design that's as individual as you are, our expert team ensures every detail reflects your vision.

Our three distinct product ranges, all made in the South West, cater to a variety of tastes and budgets without compromising on quality. From stylish, affordable options to contemporary fitted kitchens or luxurious, handmade masterpieces, we deliver solutions that fit your needs perfectly, always prioritising quality craftsmanship and design.

We understand that finding the right installers can be daunting, so we work with a network of trusted local tradespeople on a referral basis, ensuring you receive the highest standard of service. Whether you need a simple dry-fit installation or a complete remodel, we'll connect you with the right professionals for your project.

At Haven Kitchens, we believe that a kitchen should be a space that brings joy, functionality and beauty to your home. Our goal is to make the process seamless and enjoyable, helping you create the kitchen of your dreams with confidence and ease.

## ABOUT HBH WOOLACOTTS

---

Founded in 1976, HBH Woolacotts is a local, family-run business that specialises in selling and servicing household electrical products. We have nine shops throughout Cornwall and Devon, including the UK's first Panasonic Store and Plymouth Sony Centre which are now incorporated within our Plymouth superstore.

From TVs to kitchen appliances, washing machines to vacuum cleaners, we offer a huge range of electricals as well a full selection on complimentary accessories and services. We also offer free delivery in Cornwall and Devon, unparalleled after-sales support and a range of competitively priced installation and repair services.

We understand that you want to be looked after and our goal is to ensure that all our customers receive the service they deserve.

We're always 'Happy to Be Helpful'!

## THE BEST OF BOTH WORLDS

---

At Haven Kitchens, we believe the kitchen is the heart of every home. A beautifully designed space is essential, but it's equally important that your kitchen is functional and tailored to how you live. One key aspect often overlooked by many kitchen retailers is the choice of appliances— yet these are vital in ensuring you get the very best from your kitchen.

That's where we stand apart. As part of the HBH Woolacotts family, we offer a unique advantage with the largest combined kitchen and appliance showrooms in the South West, making us the number one destination for anyone considering a new kitchen project. With our expansive 'Kitchen Centre' concept, we offer a seamless blend of top-tier kitchen designs and the best appliances on the market, all under one roof.

Our team's extensive expertise spans both kitchen design and electrical appliances, ensuring you receive a comprehensive service. We take the time to understand your vision and work closely with you to ensure every detail - from the layout to the appliances - is carefully considered, so you can truly make the most of your kitchen.

# 📍 Plymouth



Our flagship Plymouth showroom is on the first floor of HBH Woolacotts' Electrical Superstore on Coypool Retail Park in Plymouth. Located just off the A38 at Marsh Mills and with ample on-site parking, our showroom is both convenient and accessible.

Once inside, you'll discover a collection of distinct, fully-designed show kitchens that highlight the exceptional quality of our materials and craftsmanship, along with one of the largest selections of appliances and kitchen accessories in the South West.



Whether you're after a budget-conscious fitted kitchen or the ultimate design for your forever home, our team is ready to bring your vision to life. From timeless traditional country kitchens to sleek contemporary masterpieces, we design kitchens tailored to your exact needs.



We have a team of experienced designers available in-store or by appointment who can provide expert guidance through the design process, and with our demo kitchens and range of samples, you'll be able to see, touch and feel everything, ensuring confidence in the final result.

# 📍 St Austell



Located on the outskirts of St Austell, our showroom is on the first floor of HBH Woolacotts' Electrical Superstore at The Valley Retail Park.

With ample on-site parking, our showroom is both convenient and accessible and allows customers to browse a huge selection of kitchen displays and household electrical products at their leisure.



Our stunning display showcases a variety of materials, designs, colours and textures to help you envision your dream kitchen. Whether you're seeking an affordable, stylish fitted kitchen or a bespoke, handmade masterpiece, we have an experienced design team based in-store who are ready to guide you through your journey.



Explore limitless possibilities, and get hands-on with our display kitchens and range of samples to fully visualise the look and feel of your ideal space.



## 📍 Liskeard



Situated within HBH Woolacotts' Liskeard store on Pike Street in the centre of Liskeard, the Haven Kitchens showroom features two fitted kitchen displays that showcase two of our most popular kitchen ranges. While a designer is not present at this location, design consultations can be scheduled by appointment, and we have a team of sales staff on hand to help explore the possibilities and begin the design process.

## 📍 Bodmin



Our Bodmin showroom is located within HBH Woolacotts' store on Fore Street in the heart of Bodmin town centre. The Haven Kitchens showroom features four fully fitted kitchens that beautifully showcase some of our most popular ranges and designs. These striking and contrasting designs highlight the wide range of styles available, whether you prefer modern minimalism or a cosy, traditional country kitchen. While a designer is not present at this location, design consultations can be scheduled by appointment, and we have a team of sales staff on hand to help explore the possibilities and begin the design process.



# Our Simple, Seamless Kitchen Design Process

At Haven Kitchens, we make designing your perfect kitchen a smooth and enjoyable experience. By partnering with appliance experts at HBH Woolacotts and some of the best contractors in the area, our aim is to make your journey as seamless as possible, ensuring you end with a space that's both beautiful and functional. Here's how we guide you every step of the way with our no-obligation design service:

## STEP 1 HOME VISIT

We start with a visit to your home to understand how you use the space. By taking precise measurements and learning about your lifestyle, family needs and the room's features, we create a design brief tailored just for you.

## STEP 2 IN-STORE PRESENTATION

Once your design is ready, we invite you to our showroom for a detailed presentation. We'll walk you through your design and cost options, while you explore the perfect appliances with the HBH team. This collaborative process ensures your kitchen design and appliance choices work together beautifully and function perfectly.

## STEP 3 DESIGN REFINEMENT

At this stage, the Home Visit, initial design and one design refinement are free of charge. Once you're happy to work with Haven for your kitchen project, this will be confirmed with a 10% Design & Survey Fee which is based on the estimated cost of your project. This will cover the designer's time to further refine and enhance the design work and ultimately create your complete kitchen pack.

## STEP 4 SITE SURVEY

If you wish to use our referral scheme for installation, we will work with the contractor to conduct a final site survey to double-check all measurements and ensure the design fits your space perfectly, while also addressing the practicalities of the project. As we work with, but separately to our referral partners, you will receive two quotes, one from Haven for the kitchen and materials, and one from the contractor for the installation and on-site work. If you have your own installer and do not wish to use our referral scheme, our designer will handle the technical survey and liaise directly with you.

## STEP 5 ORDER SIGN-OFF

Once you've reviewed the final design and appliance choices and you're 100% satisfied, the order will be ready to be signed off. We will provide a full acknowledgement pack with all details, and at this point delivery dates will need to be confirmed and a 40% Acknowledgement Fee is required, bringing total monies paid to 50% of the confirmed order value. With everything confirmed, we'll be ready to bring your dream kitchen to life.

## STEP 6 DELIVERY

We'll be in contact a couple of weeks before your delivery date to confirm the final arrangements. The remaining 50% balance is required a minimum of seven days before your delivery date.

## STEP 7 DELIVERY TO COMPLETION

Your designer will remain closely involved throughout the installation, visiting the site regularly to ensure everything is running smoothly. They'll answer any questions, address any issues that arise, and make sure the process stays on track. This continued support gives you confidence that your kitchen is being installed exactly as planned with minimal disruption. From start to finish, we'll be there to deliver the kitchen of your dreams, overcoming any obstacles along the way.



## THE INTEGRATED APPROACH

From start to finish, Haven Kitchens and HBH Woolacotts work together to create a kitchen that's perfect for you. With our combined expertise in design and appliances, we ensure every decision is made with care, delivering a space that's both stunning and functional. We're here to make the entire process easy and enjoyable, so you can love your kitchen for years to come.

# Installation Referral Scheme


At Haven Kitchens, we're dedicated to helping you create your dream kitchen. While provide everything you need to design and build your perfect kitchen, we have chosen to work with local contractors on a referral basis instead of offering an in-house installation service

Here's why we've taken this approach:

## LOCAL EXPERTISE & EXPERIENCE



The contractors we recommend are local professionals with a strong reputation for reliability. These professionals specialise in kitchen and home improvement projects, ensuring that every aspect of the job is done to perfection. Furthermore, our contractors can complete all variety of works as we believe it's a better experience to have one team managing every aspect of your project.



## FLEXIBILITY & CHOICE

We want to give our customers the flexibility to choose an installer who suits their needs and budget. The contractors we work with offer a range and variety of services. Should you require, we will endeavour to work with you to find the right contractor. Whether it's a simple kitchen fit or a full extension, our list of preferred contractors will be able to assist with any project.

## TRANSPARENT COSTS



By separating supply and installation, we keep pricing clear and transparent. You'll know exactly how much you're spending on materials and installation without hidden charges. This allows you to budget effectively and avoid surprises.



## WORKING TOGETHER

Should you decide to work with one of our referred contractors, we will work closely with them throughout your project to ensure everything runs as smoothly and efficiently as possible. This includes meeting on-site prior to signing off your kitchen to ensure all practicalities are considered, as well as having open lines of communication during the project.

## YOUR DREAM KITCHEN, SEAMLESSLY DELIVERED APPROACH

At Haven Kitchens, our referral scheme is designed to give you the best of both worlds: expert craftsmanship from trusted local contractors and the flexibility to tailor your project to your needs. We ensure seamless project management, transparent pricing and ongoing collaboration to bring your dream kitchen to life with ease.







# Pure Range



Our Pure range offers a selection of popular and on-trend kitchen styles, including shaker, slab, handleless and real wood options, all available in a curated range of colours

By focusing on high-demand designs and using cost-effective components, we deliver exceptional value without compromising on quality.

Made locally in the South West, the Pure range blends style and affordability, ensuring a beautiful kitchen at an accessible price. For your peace of mind, every kitchen comes with a 10-year cabinet guarantee and a 5-year door guarantee, ensuring long-lasting performance and quality.

## Cabinet specification

We use only the best materials and components to build our cabinets. We work with industry leading suppliers to guarantee that our products deliver not just on quality, but on price too. All Pure units come fully assembled with the doors and the drawers fitted.



# Impressions

Impressions is a door that offers fantastic value, with benefits that go far beyond its price tag. With 12 on-trend colours to choose from, including smooth finishes, stone effects, and woodgrain textures, you can pick your favourite or mix and match for a stunning two-tone kitchen. This range is perfect for modern, linear designs and works beautifully for sleek runs of base units, creating a stylish and practical space to showcase your décor.



## EXPRESS COLOURS





PURE

# Porter

Porter features a luxurious lacquered finish, offering you the option of a polished high gloss or a more subtle matt look. It's not just about creating a beautiful, modern kitchen – it's also a chance to show off a bit of your personality. The handles you choose can really change the look of the space, so pick the ones that truly reflect your style and vision for the kitchen.



## EXPRESS COLOURS







PURE



# Remo

Remo's sleek J-profile design is a brilliant choice for anyone wanting a smooth, handleless kitchen. Its clean lines and fuss-free style create a beautifully simple space that's as practical as it is stylish.

With a modern look, Remo is available in both matt and gloss finishes and in a choice of ten stunning colours. The range of colours allows you to explore unique design options, such as mixing matt and gloss doors of different shades.



## EXPRESS COLOURS





PURE


# Belsay

The Belsay door is one of the most versatile options in our collection. Whether you're going for a clean, modern look or a charming countryside feel, it's the perfect choice to bring your vision to life. Its slim frames make it easy to adapt to both styles, and you can pair it with either contemporary or classic accessories to create your dream kitchen.


Belsay is available in a smooth, woodgrain or beaded finish, and it comes in six stunning colours, giving you endless ways to personalise your space. The visible v-grooves add a beautiful, subtle detail, making this door a true standout in any home.




## EXPRESS COLOURS



PORCELAIN



DOVE GREY



CASHMERE




REED GREEN



INDIGO  
(smooth &  
woodgrain only)



GRAPHITE  
(woodgrain only)



PURE




# Milbourne

Milbourne is a timeless shaker-style door with a wider frame and a subtle textured finish, giving it a classic yet versatile appeal. Its wood-effect design offers plenty of possibilities, coming in a variety of sizes, shapes, and seven beautiful colours – from soft and understated Porcelain to bold and dramatic Charcoal. The range's colour palette opens up endless design opportunities, especially if you're considering a two-tone kitchen. Pairing shades like Charcoal alongside lighter tones like Porcelain or Partridge Grey, works beautifully to create a stunning balance between light and dark. Milbourne truly offers the flexibility to design a kitchen that's uniquely yours.



## EXPRESS COLOURS







PURE

# Mornington


Made from Ash timber, this door is finished with a subtle layer of paint which not only enhances the authentic woodgrain, but also results in a more modern look than a traditional shaker kitchen design. If you are looking for a traditional design, accessorise your kitchen with a classical cornice that matches your chosen colour.




## EXPRESS COLOURS



PORCELAIN



DOVE GREY



PARTRIDGE GREY



DUST GREY



STONE




TAUPE GREY



REGIMENT



HARTFORTH BLUE



GRAPHITE



PURE







# Haven Range



The Haven range is designed for those who want a kitchen that truly reflects their lifestyle. Whether you're dreaming of a sleek handleless design, a classic shaker look, or something entirely bespoke, we offer an extensive selection of colours and styles to bring your vision to life. No matter your requirements or budget, our team works with you to design a kitchen that's functional, stylish and tailored to your needs.

Using only the highest-quality materials - crafted and assembled locally in the South West - we ensure your kitchen will be both beautiful and durable. With a 25-year warranty on the cabinets and a 10-year warranty on the doors, you can be confident your Haven kitchen will remain a lasting investment for your home.

## Cabinet specification

We only use the best materials and components to build our cabinets, ensuring you can enjoy your kitchen for years to come. We work with the best suppliers in the industry so that we can deliver not just on quality, but on price as well. All of our Haven units come fully assembled with fitted doors and drawers and are all built locally here in the South West.



# Lantic Matte

Achieve chic sophistication with our adaptable Lantic Matte door. Available in a stunning array of colours, this adaptable door can complement both bold and neutral palettes. Lantic is a refined and timeless option for your dream kitchen.



## EXPRESS COLOURS



## MADE TO ORDER

Special sizes available



HAVEN





# Lantic Textured

Effortlessly versatile and calming, Lantic offers design flexibility wherever it goes. Lantic is perfect for a true handleless kitchen but can also be paired with your choice of handles for a more detailed design. Explore a variety of different textures in our Lantic range, including wooden and stone finishes.



## EXPRESS COLOURS



## MADE TO ORDER

Special sizes available





# Zennor Gloss

Visually stunning, Zennor Gloss provides a mirror-like finish that will complement any space it occupies. Available in six on-trend shades, this range provides the perfect blank canvas to which you can inject your own personality and style.



## EXPRESS COLOURS





HAVEN



Handleless rail: Painted Dust Grey  
Worktop: Silestone Marengo Quartz









**Zennor Gloss** White & Trevone Parched Oak

## DOOR STYLES



STANDARD



PLAIN FRAME



QUADRANT



*Handleless rail: Aluminium*  
*Worktop & splashback: Custom made concrete*

# Zennor Painted

The smooth matte painted finish and understated design of Zennor Painted creates the perfect base for a seamless, linear look including a handleless rail option. Ideal for open plan living, side tables and media units are some examples of what can be created for freestanding furniture pieces.



## PAINT TO ORDER

32 standard colours,  
see page 119



## COLOUR MATCH

We can match to any colour  
of your choice



HAVEN

Handle: K1-280, Furniture legs: Brushed Chrome  
Worktop: Dekton Fossil









**Zenor Matte** Marine & Ferro Brass

## DOOR STYLES



STANDARD



PLAIN FRAME



QUADRANT

HAVEN



Handle: K1-223  
 Handleless rail: Graphite  
 Worktop: Silestone Carbono Quartz

# Zennor Soft-Matte

The adaptability of Zennor's slab design allows for a wealth of possibilities to create the ultimate modern space. The soft-matte foil finish, available in seven popular colours, makes Zennor Soft-Matte the ideal choice for those wanting to achieve a stylish yet practical space.



## EXPRESS COLOURS



WHITE



PORCELAIN



LIGHT GREY



CASHMERE



DUST GREY



INDIGO



GRAPHITE



HAVEN



Handleless rail: Aluminium  
Worktop & upstand: Silestone Royal Reef



# Redgate

The unique cross scratched timber finish of the Redgate range and its exclusive selection of stains form the perfect ingredients for a rich, stylish space. The beauty of Redgate means it sits wonderfully on its own or can be perfectly paired with other ranges and finishes such as smooth matte painted or gloss.



STAIN TO ORDER



LIGHT OAK



PARCHED OAK



ESPRESSO



WEATHERED SILVER



CARBON



HACIENDA BLACK



MADE TO ORDER

Special sizes available





HAVEN



Handle: K1-347  
Worktop: Dekton Orix Ultra Compact

# Trevone

Create a sense of sophisticated minimalism with the simplicity of Trevone. The horizontal oak veneer woodgrain works in harmony with the understated slab door design, which can be styled as handleless or paired with a wealth of handle options to create a chic, yet welcoming space.



Trevone Parched Oak & Zennor Matte Graphite



## STAIN TO ORDER



LIGHT OAK

PARCHED OAK

ESPRESSO

WEATHERED SILVER

CARBON

HACIENDA BLACK



## PAINT TO ORDER

32 standard colours,  
see page 119



## COLOUR MATCH

We can match to any colour  
of your choice





Handleless rail: Graphite  
Worktop: Dekton Rem Smooth Matte White







**Trevone** Hacienda Black & Zennor Soft-Matte Light Grey

## DOOR STYLES



STANDARD



PLAIN FRAME



QUADRANT



## MADE TO ORDER

Special sizes available



*Handleless rail:* Graphite  
*Worktop & splashback:* Dekton Kraftizen Albarium22  
*Island worktop:* Dekton Kira Grey

# Mawgan Gloss

Not only does Mawgan Gloss add a touch of shine to your kitchen, but its reflective qualities bounce light around the room helping you make the most of your natural light. Add elegance and character to your home in both a lay-on or true handleless design.




## EXPRESS COLOURS



## MADE TO ORDER

Special sizes available



HAVEN



# Mawgan Matte

Transform your home with Mawgan Matte, available in an incredible range of colours to suit any style. Whether you're after a classic lay-on look or a true handleless design, Mawgan Matte is built to last, combining timeless appeal with durability for a kitchen you'll love for years.



## EXPRESS COLOURS



## MADE TO ORDER

Special sizes available



Mawgan Antique Rose & Lantic White Levanto Marble in matt



HAVEN

# Saunton Gloss

Make the ultimate contemporary style statement with the chic, handleless design of Saunton Gloss. Featuring an exceptional mirror-like finish, choose from a selection of on-trend colours to create a stylish space which can extend to other areas beyond the kitchen.



## EXPRESS COLOURS







HAVEN

Worktop: Corian Domino Terrazzo





**Saunton Gloss** White & Aldana Dust Grey



## DOOR STYLES



STANDARD  
Base



STANDARD  
Wall



DOOR PAIR  
Base & Wall



QUADRANT  
Base



QUADRANT  
Wall



LARDER  
Vertical J Handle



APPLIANCE  
U shaped groove along  
base

Handle: K1-203  
Worktop: Dekton Keon



# Saunton Matte

A resounding favourite for those seeking a contemporary sanctuary, Saunton Matte painted offers a silky, durable finish. Coupled with Saunton's cutting-edge design and extensive colour options, you have a design that meets your practical needs as well as your aesthetic demands.



## EXPRESS COLOURS



### PAINT TO ORDER

25 standard colours,  
see page 119




### COLOUR MATCH

We can match to any colour  
of your choice



Worktop & upstand: Silestone White Arabesque









**Saunton Matte** Marine

**DOOR STYLES**



STANDARD  
Base



STANDARD  
Wall



DOOR PAIR  
Base & Wall



QUADRANT  
Base



QUADRANT  
Wall



LARDER  
Vertical J Handle



APPLIANCE  
U shaped groove along  
base



*Furniture Legs: Antique Brass  
Worktop & upstand: Dekton Vera*

# Harlyn

Combining the linear detailing of a handleless door with a subtle shaker frame and painted woodgrain finish, Harlyn captures the true essence of traditional styling with a contemporary twist.



## PAINT TO ORDER

29 standard colours,  
see page 119



## COLOUR MATCH

We can match to any colour  
of your choice



HAVEN

Worktop & splashback: Dekton REM in White







Harlyn Light Grey

## DOOR STYLES



STANDARD



PLAIN FRAME



LARDER



## MADE TO ORDER

Special sizes available

Worktops: Dekton Splendor and solid Oak timber

# Crooklets

Inspired by the simple beauty of the classic shaker design, Crooklets offers a unique twist by cleverly combining a slim frame with a smooth painted finish to create something truly impeccable. For an ultra-contemporary look, Crooklets is also available as a true handleless shaker.



## EXPRESS COLOURS



### PAINT TO ORDER

28 standard colours,  
see page 119



### COLOUR MATCH

We can match to any colour  
of your choice





HAVEN

Handles: K1-267 & K1-270

Worktops: Dekton Natural Collection Rem, Island: Solid Oak







**Crooklets** Heritage Green

## DOOR STYLES



STANDARD



PLAIN FRAME



CROSS RAIL

HAVEN



*Handleless rail: Brass*  
*Worktops: Dekton Natural Collection Rem (back run)*  
*and solid Oak (island)*



# Anstey

The stunning simplicity of the Anstey shaker door is accentuated by its narrow frame. Its authentic painted woodgrain finish and wealth of accessories makes Anstey an ideal choice for both contemporary and traditional settings.



## EXPRESS COLOURS



### PAINT TO ORDER

23 standard colours,  
see 119



### COLOUR MATCH

We can match to any colour  
of your choice



Handles: K1-330 & K1-331  
Worktop & splashback: Calacatta Borghini Marble Slab

# Daymer

Daymer's slim frame, with sloped internal profile and v-groove detailing, offers a unique design that can adapt to suit both contemporary and traditional styling. Its smooth foil finish, available in six stunning colours, makes Daymer a durable yet stylish choice that will easily bring any space to life.



## EXPRESS COLOURS







HAVEN

Handle: K1-391

Worktop & splashback: Kronospan Dark Terrazzo Marble Postformed SU K102

# Polkerris

Featuring a narrow frame shaker design with subtle bead detail, Polkerris offers remarkable versatility for those seeking a stylish living space. Choose from a selection of colours that complement its authentic oak effect foil finish and enjoy the look of a painted timber door at an affordable price.



## EXPRESS COLOURS



PORCELAIN



LIGHT GREY



TAUPE GREY



REED GREEN



INDIGO





Handles: K1-301 & K1-302

Worktop: Cosentino Silestone Lagoon Nebula







**Polkerris** Indigo

## DOOR STYLES



STANDARD



PLAIN FRAME



LARDER

HAVEN



*Handles: K1-361 & K1-362*

*Worktop: Cosentino Silestone Victorian Silver*

# Ladram

Offering next-level sophistication and luxury, the Ladram shaker range features a distinctive double stepped profile and an authentic woodgrain painted finish. From a dedicated walk-in pantry featuring T&G panelling to a statement canopy with arched legs, Ladram is a timeless choice for any setting.



## PAINT TO ORDER

32 standard colours,  
see page 119



## COLOUR MATCH

We can match to any colour  
of your choice





HAVEN

Handles: K1-328 & K1-327

Worktop & splashback: Cosentino Silestone Versailles Ivory







**Ladram** Stone & Cannon Black

## DOOR STYLES



STANDARD



QUADRANT



PLAIN FRAME



SINGLE GLAZED



## MADE TO ORDER

Special sizes available



Handles: K1-363 & K1-364

Worktops: Cosentino Silestone Eclectic Pearl & Bohemian Flame



# Goodrington

A truly versatile design that lends itself to a range of styles from modern industrial to cosy traditional, the Goodrington shaker range is ideal for those who like to experiment. Its smooth matte painted finish and endless colours will have you spoilt for choice.



## PAINT TO ORDER

32 standard colours,  
see page 119



## COLOUR MATCH

We can match to any colour  
of your choice

## DOOR STYLES



STANDARD



PLAIN FRAME



QUADRANT



HAVEN

Handles: K1-261 & K1-264  
Worktop: Neolith Calacatta CO1R

# Fistral

Featuring internal beading on the centre panel of this shaker style range, Fistral offers a refreshing alternative to the classic shaker, further enhanced by a smooth matte painted finish. Mix with various accessories and colours to achieve a space that is both stylish and affordable.



## PAINT TO ORDER

32 standard colours,  
see page 119



## COLOUR MATCH

We can match to any colour  
of your choice

## DOOR STYLES



STANDARD



PLAIN FRAME



QUADRANT





HAVEN

Handles: K1-273 & K1-277  
Worktop: SapienStone Arabescato

# Woolacombe

Characterised by the internal moulding surrounding its centre panel, woodgrain finish and extensive choice of accessories, Woolacombe gives you a variety of options when designing a space to your exact requirements.



## EXPRESS COLOURS



### PAINT TO ORDER

22 standard colours,  
see page 119



### COLOUR MATCH

We can match to any colour  
of your choice





HAVEN



Handles: K1-268 & K1-271  
Worktop: Dekton Fossil







Woolacombe Marine

## DOOR STYLES



STANDARD



PLAIN FRAME



GEORGIAN  
Number of panes  
depends on height



CROSS RAIL



SINGLE GLAZED



QUADRANT



MADE TO ORDER

Special sizes available

HAVEN



Woolacombe Marine

Handle: K1-277

Worktop: Caesarstone Supernatural 5143 White Attica

# Kynance

With its v-groove shaker design, woodgrain effect foil finish, and selection of on-trend colours, Kynance is ideal for those seeking a stylish, yet durable kitchen that can withstand the busy demands of everyday living.



## EXPRESS COLOURS







HAVEN

Handles: K1-357 & 358  
Worktop: Silestone Nubula Halcyon

# Maidencombe

Effortlessly chic, the Maidencombe shaker range with feature v-grooves makes an impressive statement with its classic detailing and comprehensive accessory selection. Classic in both form and function, Maidencombe will sit right at home in any sized space to bring you a kitchen that works hard but looks fabulous.



## EXPRESS COLOURS



### PAINT TO ORDER

25 standard colours,  
see page 119



### COLOUR MATCH

We can match to any colour  
of your choice





HAVEN



Handles: K1-256 & K1-258  
Worktop: Dekton Kovik







**Maidencombe** Vintage Pink & Slate Blue

## DOOR STYLES



STANDARD



PLAIN FRAME



GEORGIAN  
Number of panes  
depends on height



CROSS RAIL



SINGLE GLAZED



QUADRANT

HAVEN



**MADE TO ORDER**

Special sizes available



Handles: K1-263 & K1-266  
Worktop & splashback: Dekton Aura



# Gyllyngvase

The quintessentially traditional design of the Gyllyngvase door, with its raised centre panel and defined grain painted finish, exudes charm and sophistication. Choose from an extensive selection of both standard and made to order accessories to devise a kitchen that is totally unique and special.



## EXPRESS COLOURS



LIGHT OAK

IVORY



## PAINT TO ORDER

31 standard colours,  
see page 119



## COLOUR MATCH

We can match to any colour  
of your choice

Handles: K1-214 & K1-218

Worktop: Dekton Milar





HAVEN







## DOOR STYLES



STANDARD  
Not available in Oak



PLAIN FRAME



QUADRANT  
Not available in Oak



GEORGIAN  
Number of panes  
depends on width



CROSS RAIL  
Not available in Oak



SINGLE GLAZED  
Not available in Oak



GOTHIC



### MADE TO ORDER

Special sizes available  
Not available in Oak

Handle: K1-269  
Worktop: Honed Marble



# Appletree

An understated narrow shaker style, Appletree is suited to both classic and contemporary settings. Its natural ash grain combined with a subtle line detail on the outer door frame adds richness to its design. Paired with an extensive selection of accessories, Appletree's versatility means that it can be the perfect backdrop to any room throughout your home.



## PAINT TO ORDER

32 standard colours,  
see page 119



## COLOUR MATCH

We can match to any colour  
of your choice



HAVEN



Handles: K1-353 & K1-354  
Worktop & splashback: Cosentino Dekton Stonika Taga









**Appletree** Slate Blue

## DOOR STYLES



STANDARD



PLAIN FRAME



GLAZED FRAME

Number of bars depends on door height



SINGLE GLAZED



**MADE TO ORDER**

Special sizes available

HAVEN



# Elbury

A timeless classic; Elbury offers style in abundance. Its unique construction creates the illusion of a true in-frame style with a more affordable price tag. Elbury's superior smooth matte painted finish and accessory collection creates a space that is perfect for everyday living.



**HAVEN**  
KITCHENS

Heritage Green



## PAINT TO ORDER

32 standard colours,  
see page 119



## COLOUR MATCH

We can match to any colour  
of your choice




HAVEN



Handles: K1-192 & K1-194

Worktops: Silestone Miami Vena Nebula (back run) and solid Oak (Island)







**Elbury** Light Grey & Slate Blue

## DOOR STYLES



STANDARD



STANDARD  
with integrated pelmet



PLAIN FRAME  
with integrated pelmet

HAVEN



Handles: K1-255 & K1-257

Worktop & splashback: Dekton Natural Collection Rem

# Widemouth

The sophisticated Widemouth incorporates a wealth of design features for a luxurious look without the price tag. It's in-frame effect door style with beaded centre panel works beautifully with its painted woodgrain finish to create a superior, homely space.



## PAINT TO ORDER

32 standard colours,  
see page 119



## COLOUR MATCH

We can match to any colour  
of your choice





Handles: K1-309, K1-310 & K1-311  
Worktop & splashback: Viola Blue collection







**Widemouth** Taupe Grey & Willow

## DOOR STYLES



STANDARD



PLAIN FRAME



GEORGIAN  
Number of panes  
depends on width



CROSS RAIL



SINGLE GLAZED



**MADE TO ORDER**

Special sizes available



Handles: K1-169 and K1-315

Worktop: Dekton Natural Collection Portum Kc



# Jacobs

Truly traditional, Jacobs's sophisticated in-frame effect door design features a classic raised centre panel. Boasting an authentic painted woodgrain finish and a wealth of feature accessories, Jacobs is the perfect choice for those seeking an opulent, inviting space.



## PAINT TO ORDER

32 standard colours,  
see page 119



## COLOUR MATCH

We can match to any colour  
of your choice



HAVEN

Handles: K1-359 & K1-360

Worktop & splashback: Caesarstone 5151 Empira White

# Bedruthan

The epitome of elegance, Bedruthan brings both style and substance to your home with its ornately detailed in-frame design. Featuring a premium quality painted finish with visible woodgrain and an exquisite selection of accessories, the design options are truly endless.



Handle: K1-313

Worktop & splashback: Brazilian Macaubas Quartzite Slab



## PAINT TO ORDER

32 standard colours,  
see page 119



## COLOUR MATCH

We can match to any colour  
of your choice





HAVEN









**Bedruthan** Porcelain & Slate Blue

## DOOR STYLES



STANDARD



PLAIN FRAME



QUADRANT



## MADE TO ORDER

Special sizes available



Handles: K1-191 & K1-169

Worktop: Vienna Quartz






# Colour palette

Available in all our Paint to Order ranges. Foil ranges are only available in a selection of colours.



# Oak stains



Oak stains can be applied to Redgate and Trevone.

This document is intended only as a guide and, as no picture can accurately convey colour representation, it is suggested you examine our products personally before purchase. Only then can you appreciate the detail of each and every component, the finishes applied and the superior quality. If your chosen finish is not on display, we recommend that you order a sample.





# Williams & Sons Range

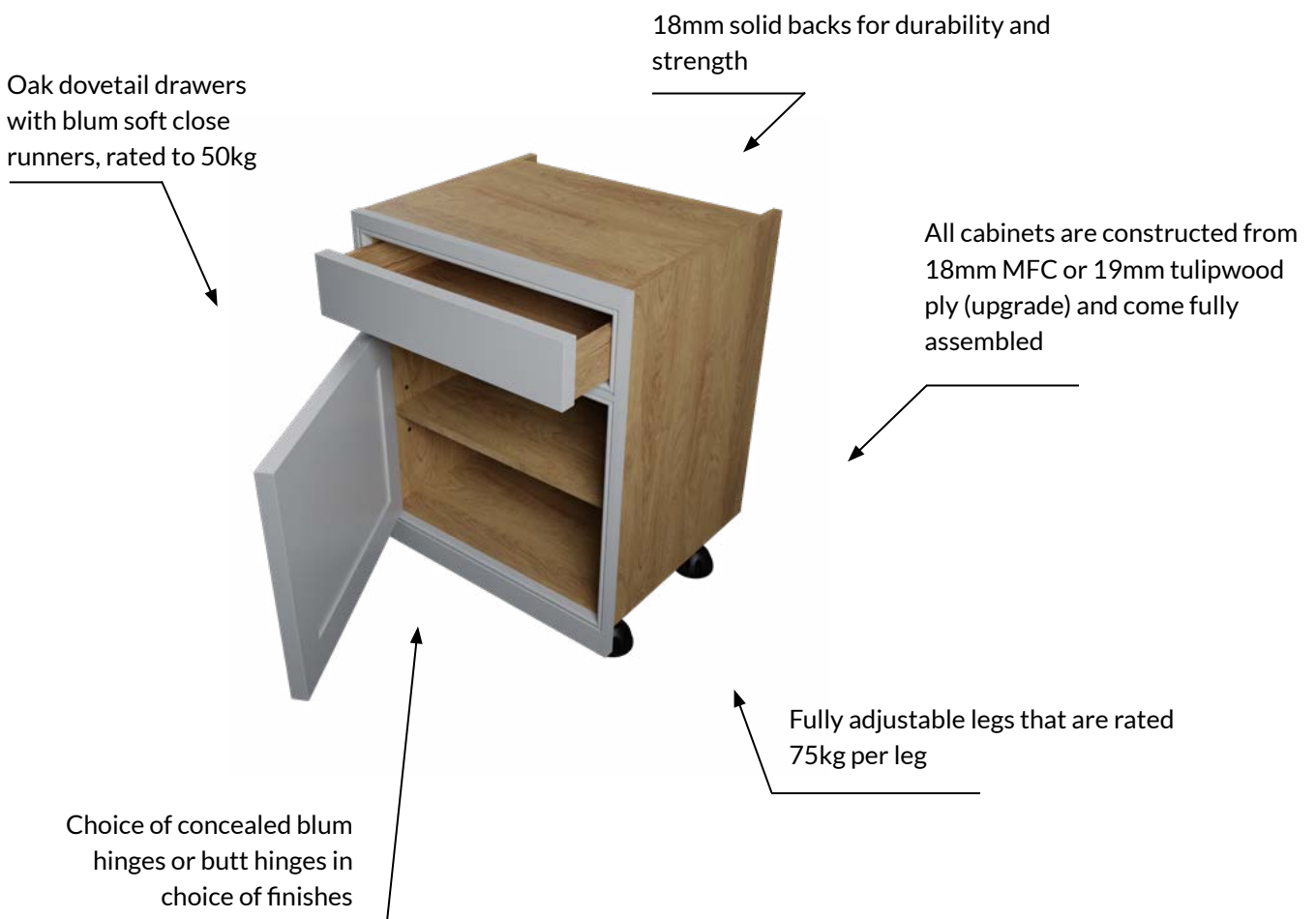


For those seeking the ultimate in bespoke luxury, Williams & Sons represents the very pinnacle of British craftsmanship. Exclusively available at Haven Kitchens, this range is crafted with a rich heritage of exceptional quality and design innovation. Each kitchen is lovingly handmade to order, combining traditional cabinet-making techniques with modern design to create timeless masterpieces.

While the range offers four main door styles, the true beauty of Williams & Sons lies in its limitless possibilities. Every design is fully bespoke, ensuring a kitchen that's perfectly tailored to your home and lifestyle. From the initial concept to the finest details, Williams & Sons delivers uncompromised quality and sophistication, creating a space that will remain a true standout for decades to come.

## Cabinet specification

Our Williams and Sons cabinet is the product of generational experience, coming together in what we think is arguably one of the finest kitchen cabinets on the market. Using a combination of modern techniques along with highly skilled cabinet makers, this cabinet is produced in small numbers, with every order being meticulously manufactured with quality uncompromised.



# The Lanyon

Clean lines, contemporary style.

Chamfered frames, slab doors and recessed plinths all help to complete this modern Scandinavian look. The Lanyon blends perfectly with the minimalist interiors of a modern architect-designed home, but it's also versatile and can provide a stunning, contrasting space for period properties.



PRIMED



MADE TO ORDER



W&S





Geometric tiling and bespoke under-cabinet lighting heighten the sense of sophistication.



The Lanyon

## TO FINISH

We recommend dressing The Lanyon with contemporary door handles finished in rose gold or matt black to complete that mid-century modern look. It's a style that is on-trend yet elegant and understated.





# The Adela

Simplicity and effortless style. Inspired by classic shaker design, the Adela has an honest and assured feel that exudes quality and solidity through its traditionally built cabinetry. A classically elegant shaker design that gives an instant homely feel.



PRIMED



MADE TO ORDER











The Adela

## TO FINISH

When paired with rustic splashbacks, traditional ceramics and reclaimed materials, The Adela provides a comforting 'lived-in' feel for the heart of your home. When choosing a colour palette, we recommend strong, deep tones that work beautifully alongside copper and brass door furnishings.





# The Hepworth

A kitchen that brings striking period detail to life in a grandiose style. The Hepworth takes inspiration from Georgian and Neoclassical style, featuring our most ornate, hand-crafted details and beautifully proportioned panelling.



PRIMED



MADE TO ORDER










The Hepworth

## TO FINISH

The Hepworth works best when finished in pastel shades and neutral off-whites like ivory, which allow its bold design features to provide plenty of impact. Contrast dark woods like mahogany and walnut with modern light fittings for a wonderfully decadent feel.



Traditional dark timber and chrome finishes provide a luxurious contrast to the bright finish of this kitchen.

# The Napier

Feel at home in our classically British kitchen. The Napier represents some of the most iconic British design traditions. With its substantial legs, butcher's block worktops and deep panelled door fronts, it feels as solid as it does traditional.



PRIMED



MADE TO ORDER



These traditional cup handles, finished in chrome, offset the deep navy blue paintwork beautifully.





Our bespoke larder units can double up as hidden breakfast areas, reducing worktop clutter.



The Napier

## TO FINISH

Dark paint finishes provide the perfect statement for the Napier's grand proportions and will work well alongside traditional range cookers. The warm, natural tones of oak and ash are particularly well suited for unpainted surfaces.










# Handles


Consider a variety of finishes, from polished chrome to the neutral warmth of nickel or stark contrast of black. Embrace the diverse design options, opt for square knobs, shapely cup handles or textured bar handles to name a few.



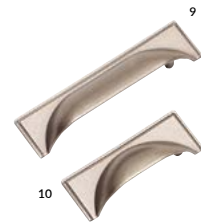
1 CHROME CUP HANDLE: K1-175  
2 CHROME CUP HANDLE: K1-172  
3 CHROME KNOB: K1-180



4 BRUSHED NICKEL CUP HANDLE: K1-174  
5 BRUSHED NICKEL CUP HANDLE: K1-171  
6 BRUSHED NICKEL KNOB: K1-179



7 BRASS CUP HANDLE: K1-320  
8 BRASS CUP HANDLE: K1-319



9 PEWTER CUP HANDLE: K1-176  
10 PEWTER CUP HANDLE: K1-173



11 CHROME CUP HANDLE: K1-315  
12 CHROME KNOB: K1-169



13 BRUSHED NICKEL CUP HANDLE: K1-272  
14 BRUSHED NICKEL KNOB: K1-269



15 SATIN BRASS CUP HANDLE: K1-270  
16 SATIN BRASS KNOB: K1-267




17 ANTIQUE COPPER CUP HANDLE: K1-271  
18 ANTIQUE COPPER KNOB: K1-268



19 CHROME D-HANDLE: K1-316  
20 CHROME KNOB: K1-314



21 BRUSHED NICKEL D-HANDLE: K1-266  
22 BRUSHED NICKEL KNOB: K1-263



23 SATIN BRASS D-HANDLE: K1-264  
24 SATIN BRASS KNOB: K1-261



25 ANTIQUE COPPER D-HANDLE: K1-265  
26 ANTIQUE COPPER KNOB: K1-262



27 POLISHED NICKEL CUP HANDLE: K1-156  
28 POLISHED NICKEL BOW HANDLE: K1-153  
29 POLISHED NICKEL KNOB: K1-159



30 PEWTER CUP HANDLE: K1-157  
31 PEWTER BOW HANDLE: K1-154  
32 PEWTER NICKEL KNOB: K1-160



33 BRUSHED SATIN BRASS CUP HANDLE: K1-302  
34 BRUSHED SATIN BRASS BOW HANDLE: K1-303  
35 BRUSHED SATIN BRASS KNOB: K1-301



36 AMERICAN COPPER CUP HANDLE: K1-155  
37 AMERICAN COPPER BOW HANDLE: K1-152  
38 AMERICAN COPPER KNOB: K1-158

# Handles



39 POLISHED NICKEL CUP HANDLE: K1-195  
40 POLISHED NICKEL KNOB: K1-198



41 BRUSHED SATIN NICKEL CUP HANDLE: K1-197  
42 BRUSHED SATIN NICKEL KNOB: K1-200



43 BRUSHED SATIN BRASS CUP HANDLE: K1-304  
44 BRUSHED SATIN BRASS KNOB: K1-305



45 AMERICAN COPPER CUP HANDLE: K1-196  
46 AMERICAN COPPER KNOB: K1-199



47 CHROME CUP HANDLE: K1-311  
48 CHROME D-HANDLE: K1-310  
49 CHROME KNOB: K1-309



50 BRUSHED SATIN NICKEL CUP HANDLE: K1-308  
51 BRUSHED SATIN NICKEL D-HANDLE: K1-307  
52 BRUSHED SATIN NICKEL KNOB: K1-306



53 SATIN NICKEL CUP HANDLE: K1-255  
54 SATIN NICKEL D-HANDLE: K1-259  
55 SATIN NICKEL KNOB: K1-257



56 BLACK NICKEL CUP HANDLE: K1-256  
57 BLACK NICKEL D-HANDLE: K1-260  
58 BLACK NICKEL KNOB: K1-258



59 BRIGHT NICKEL CUP HANDLE: K1-357  
60 BRIGHT NICKEL D-HANDLE: K1-358



61 ANTIQUE BRASS CUP HANDLE: K1-359  
62 ANTIQUE BRASS D-HANDLE: K1-360



63 MATTE BLACK CUP HANDLE: K1-361  
64 MATTE BLACK D-HANDLE: K1-362



65 BRUSHED NICKEL CUP HANDLE: K1-323  
66 BRUSHED NICKEL D-HANDLE: K1-324



67 POLISHED NICKEL CUP HANDLE: K1-191  
68 POLISHED NICKEL CUP HANDLE: K1-193



69 POLISHED BRASS CUP HANDLE: K1-192  
70 POLISHED BRASS CUP HANDLE: K1-194



71 ANTIQUE BRASS BAR HANDLE: K1-328/329  
(Available in various lengths)  
72 ANTIQUE BRASS T-BAR: K1-327



73 MATTE BLACK BAR HANDLE: K1-331/K1-332  
(Available in various lengths)  
74 MATTE BLACK T-BAR: K1-330



75 BRUSHED NICKEL BAR HANDLE: K1-370/371  
(Available in various lengths)  
76 BRUSHED NICKEL T-BAR: K1-369



77 ANTIQUE BRASS BAR HANDLE: K1-364/K1-365  
(Available in various lengths)  
78 ANTIQUE BRASS T-BAR: K1-363




79 MATTE BLACK BAR HANDLE: K1-367/K1-368  
(Available in various lengths)  
80 MATTE BLACK T-BAR: K1-366




81 CHROME BAR HANDLE: K1-379  
82 CHROME T-BAR: K1-378


# Handles




83 BRUSHED NICKEL BAR HANDLE: K1-385  
84 BRUSHED NICKEL T-BAR: K1-384




85 BRUSHED BRASS BAR HANDLE: K1-381  
86 BRUSHED BRASS T-BAR: K1-380



87 MATTE BLACK BAR HANDLE: K1-383  
88 MATTE BLACK T-BAR: K1-382



89 BRUSHED NICKEL BAR HANDLE: K1-377  
90 BRUSHED NICKEL T-BAR: K1-376



91 ANTIQUE BRASS BAR HANDLE: K1-373  
92 ANTIQUE BRASS T-BAR: K1-372




93 MATTE BLACK BAR HANDLE: K1-375  
94 MATTE BLACK T-BAR: K1-374




95 ANTIQUE BRASS WIDE KNOB: K1-221  
96 ANTIQUE BRASS KNOB: K1-223



97 PEWTER BOW HANDLE: K1-99  
98 PEWTER KNOB: K1-104




99 BRUSHED ANTHRACITE D-HANDLE: K1-279  
100 BRUSHED ANTHRACITE KNOB: K1-275



101 BRUSHED INOX LOOK D-HANDLE: K1-278  
102 BRUSHED INOX LOOK KNOB: K1-274



103 BRUSHED BRASS D-HANDLE: K1-277  
104 BRUSHED BRASS KNOB: K1-273



105 BRUSHED BLACK D-HANDLE: K1-280  
106 BRUSHED BLACK KNOB: K1-276



107 ANTIQUE BROWN D-HANDLE: K1-214  
108 ANTIQUE BROWN KNOB: K1-218



109 INOX LOOK D-HANDLE: K1-215  
110 INOX LOOK KNOB: K1-219



111 MATTE BLACK D-HANDLE: K1-216  
112 MATTE BLACK KNOB: K1-220




113 CHROME KNOB: K1-312  
114 BRUSHED SATIN BRASS KNOB: K1-313



115 BRIGHT CHROME KNOB: K1-207  
116 INOX LOOK KNOB: K1-209  
117 ANTIQUE BROWN KNOB: K1-208  
118 MATTE BLACK KNOB: K1-210



119 OAK KNOB: K1-113




120 CHROME D-HANDLE: K1-187  
121 BRUSHED COPPER D-HANDLE: K1-201  
122 BRUSHED NICKEL D-HANDLE: K1-317  
123 SATIN BRASS D-HANDLE: K1-318



124 MIRROR POLISHED D-HANDLE: K1-202  
125 SILK POLISHED D-HANDLE: K1-204  
126 POLISHED BRASS D-HANDLE: K1-205  
127 BRUSHED BRASS D-HANDLE: K1-203  
128 MATTE BLACK D-HANDLE: K1-206



# Handles



129 BRUSHED NICKEL D-HANDLE: K1-393/394  
 130 BRUSHED BRASS D-HANDLE: K1-389/390  
 131 MATTE BLACK D-HANDLE: K1-391/392  
 (Available in various lengths)



132 INOX D-HANDLE: K1-350  
 133 ANTIQUE BRASS D-HANDLE: K1-349  
 134 ANTIQUE GREY D-HANDLE: K1-348



135 ANTIQUE COPPER BOW HANDLE: K1-225  
 136 ANTIQUE BRASS BOW HANDLE: K1-226



137 ANTIQUE BRASS BOW HANDLE: K1-61



138 CHROME BOW HANDLE: K1-147  
 139 BRUSHED NICKEL BOW HANDLE: K1-148



140 CHROME D-HANDLE: K1-145  
 141 BRUSHED NICKEL D-HANDLE: K1-146



142 CHROME D-HANDLE: K1-165  
 143 INOX LOOK D-HANDLE: K1-166



144 CHROME D-HANDLE: K1-325  
 145 BRUSHED NICKEL D-HANDLE: K1-326



146 BRUSHED NICKEL D-HANDLE: K1-388  
 147 BRUSHED BRASS D-HANDLE: K1-386  
 148 MATTE BLACK D-HANDLE: K1-387



149 CHROME BOW HANDLE: K1-177  
 150 BRUSHED NICKEL BOW HANDLE: K1-178



151 BRUSHED INOX LOOK D-HANDLE: K1-86



152 BRUSHED NICKEL D-HANDLE: K1-52/K1-53  
 (Available in various lengths)



153 BRUSHED NICKEL BAR HANDLE: K1-321/322  
 (Available in various lengths)




154 BRUSHED NICKEL BAR HANDLE: K1-184



155 POLISHED CHROME D-HANDLE: K1-164



156 INOX LOOK BAR HANDLE: K1-354  
 157 INOX LOOK T-BAR: K1-353



158 BRUSHED BRASS BAR HANDLE: K1-352  
 159 BRUSHED BRASS T-BAR: K1-351



160 BRUSHED BLACK BAR HANDLE: K1-356  
 161 BRUSHED BLACK T-BAR: K1-355




162 BRUSHED BLACK TRIM HANDLE: K1-345/346/347  
 163 BRUSHED BRASS TRIM HANDLE: K1-339/340/341  
 164 BRUSHED INOX TRIM HANDLE: K1-342/343/344  
 (Available in various colours & lengths)

# Handles



165 BRUSHED INOX TRIM HANDLE: K1-336  
166 BRUSHED INOX TRIM KNOB: K1-335



167 BRUSHED BRASS TRIM HANDLE: K1-334  
168 BRUSHED BRASS TRIM KNOB: K1-333



169 BRUSHED BLACK TRIM HANDLE: K1-338  
170 BRUSHED BLACK TRIM KNOB: K1-337



171 CHROME TRIM HANDLE: K1-241/244  
172 MATTE BLACK TRIM HANDLE: K1-248/251  
(Available in various lengths)



173 CHROME TRIM HANDLE: K1-227/230  
174 MATTE BLACK TRIM HANDLE: K1-234/237  
(Available in various lengths)

# Handleless rails

Available in 7 Express finishes

Can also be painted in any of our 32 standard colours (see page 119) or we can match to any colour of your choice



1 PAINTED  
5 BLACK

2 BRONZE  
6 ANTHRACITE

3 COPPER  
7 ALUMINIUM

4 BRASS  
8 WHITE





# Door selector



## BELSAY



Style: Medium 5-piece Shaker with visible v-grooves  
 Finish: MDF, available with beaded detailing, a smooth or woodgrain finish  
 Colour options: 6  
 Price group: ③



## IMPRESSIONS



Style: Contemporary Slab Door  
 Finish: MFC door with a textured finish, available in matt, stone-effect and woodgrain styles  
 Colour options: 12  
 Price group: ①




## MILBOURNE




Style: Wide 5-piece Shaker door with visible v-grooves  
 Finish: MDF with a matt finish  
 Colour options: 7  
 Price group: ④



## MORNINGTON



Style: Narrow 5-piece Shaker door with flush joints  
 Finish: Solid timber - Ash painted  
 Colour options: 7  
 Price group: ⑥



## PORTER



Style: Contemporary Slab door  
 Finish: MDF, painted in matt or gloss finish  
 Colour options: 10  
 Price group: ④



## REMO



Style: Slab door with integrated J-handle  
 Finish: MDF, painted in a matt or gloss finishes  
 Colour options: 9  
 Price group: ⑤



# Door selector

## ANSTEY



Style: Narrow shaker  
 Finish: Ash painted  
 Colour options: 32+, see page 119  
 Price group: ⑦

Express colours



## APPLETREE



Style: In-frame effect narrow shaker  
 Finish: Ash painted  
 Colour options: 32+, see page 119  
 Price group: ⑧

## BEDRUTHAN



Style: In-frame shaker with internal bead  
 Finish: Ash painted  
 Colour options: 32+, see page 119  
 Price group: ⑩

## CROOKLETS



Style: Narrow shaker  
 Finish: Smooth matt painted  
 Colour options: 32+, see page 119  
 Price group: ⑥

Express colours



## DAYMER



Style: Narrow shaker with bevelled edge & v-grooves  
 Finish: Smooth matt foil  
 Colour options: 6  
 Price group: ④

Express colours



## ELBURY



Style: In-frame effect routered shaker  
 Finish: Smooth matt painted  
 Colour options: 32+, see page 119  
 Price group: ⑧

④

## FISTRAL



**Style:** Shaker with internal bead  
**Finish:** Smooth matt painted  
**Colour options:** 32+, see page 119  
**Price group:** ⑧

## GOODRINGTON




**Style:** Shaker  
**Finish:** Smooth matt painted  
**Colour options:** 32+, see page 119  
**Price group:** ⑧

## GYLLYNGVASE



**Style:** Shaker with raised centre panel  
**Finish:** Ash painted or light oak  
**Colour options:** 32+, see page 119  
**Price group:** ⑧

Express colours



## HARLYN



**Style:** Shaker with integrated handle  
**Finish:** Ash painted  
**Colour options:** 32+, see page 119  
**Price group:** ⑦

## JACOBS




**Style:** In-frame effect shaker with raised centre panel  
**Finish:** Ash painted  
**Colour options:** 32+, see page 119  
**Price group:** ⑨

## KYNANCE



**Style:** Shaker with bevelled edge & v-grooves  
**Finish:** Ash & Oak\* effect foil  
**Colour options:** 11  
**Price group:** ④

Express colours





# Door selector

## LADRAM



Style: Shaker with double step profile  
 Finish: Ash painted  
 Colour options: 32+, see page 119  
 Price group: ⑧

## LANTIC MATTE



Style: Slab  
 Finish: Smooth matt  
 Colour options: 14  
 Price group: ①

Express colours



## LANTIC TEXTURED



Style: Slab  
 Finish: Stone or woodgrain effect  
 Colour options: 13  
 Price group: ①

Express colours



## MAIDENCOMBE



Style: Shaker with v-grooves  
 Finish: Ash painted or light oak  
 Colour options: 32+, see page 119  
 Price group: ⑧

Express colours



## MAWGAN GLOSS



Style: Slab  
 Finish: Gloss  
 Colour options: 4  
 Price group: ⑥

Express colours



## MAWGAN MATTE



Style: Slab  
 Finish: Smooth matt  
 Colour options: 15  
 Price group: ⑥

Express colours





Express colours



Paint to order



Colour match



Stain to order



Made to order



True handleless

## POLKERRIS



**Style:** Narrow shaker with internal bead  
**Finish:** Oak effect foil  
**Colour options:** 5  
**Price group:** ④

Express colours




## REDGATE



**Style:** Slab with vertical grain  
**Finish:** Knotty oak veneer, cross scratched  
**Colour options:** 6  
**Price group:** ⑩

Redgate stains



## SAUNTON GLOSS



**Style:** Slab with integrated J-handle  
**Finish:** High gloss polyurethane  
**Colour options:** 6  
**Price group:** ⑤

Express colours

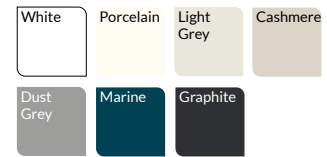


## SAUNTON MATTE



**Style:** Slab with integrated J-handle  
**Finish:** Smooth matt painted  
**Colour options:** 32+, see page 119  
**Price group:** ⑥

Express colours




## TREVONE



**Style:** Slab with horizontal grain  
**Finish:** Oak veneer painted or stained  
**Colour options:** 32+, see page 119  
**Price group:** ⑦

Trevone stains



## WIDEMOUTH




**Style:** In-frame effect shaker with internal bead  
**Finish:** Ash painted  
**Colour options:** 32, see page 119  
**Price group:** ⑨

# Door selector

 Express colours

 Paint to order

 Colour match

 Stain to order

 Made to order

 True handleless

## WOOLACOMBE



Style: Shaker with internal bead  
 Finish: Ash painted or light oak  
 Colour options: 32+, see page 119  
 Price group: ⑦

Express colours



## ZENNOR GLOSS



Style: Slab  
 Finish: Gloss painted  
 Colour options: 6  
 Price group: ③

Express colours



## ZENNOR PAINTED



Style: Slab  
 Finish: Smooth matt painted  
 Colour options: 32+, see page 119  
 Price group: ⑦

## ZENNOR SOFT-MATTE



Style: Slab  
 Finish: Smooth matte foil  
 Colour options: 7  
 Price group: ②

Express colours





# Door selector



Primed



Made to order

## THE ADELA



**Style:** In-frame Shaker Door  
**Frame:** No Beading  
**Door:** 70mm Frame  
**Plinth:** Recessed or simple chamfered  
**Colour options:** Full colour match  
 - Supplied primed with topcoat hand applied onsite

## THE HEPWORTH



**Style:** In-frame Shaker Door  
**Frame:** Cock Beading  
**Door:** 90mm Frame with inset decorative moulding  
**Plinth:** Ogee Skirting  
**Colour options:** Full colour match  
 - Supplied primed with topcoat hand applied onsite

## THE LANYON



**Style:** In-frame Slab Door  
**Frame:** No Beading  
**Door:** Slab door with chamfered edge  
**Plinth:** Recessed  
**Colour options:** Full colour match  
 - Supplied primed with topcoat hand applied onsite

## THE NAPIER



**Style:** In-frame Shaker Door  
**Frame:** Cock Beading  
**Door:** 90mm Frame  
**Plinth:** Ogee Skirting  
**Colour options:** Full colour match - Supplied primed with topcoat hand applied onsite

# Care & maintenance

With appropriate care and maintenance, our furniture is designed to provide years of reliable service. To keep it in the best possible condition, please follow the simple guidelines below.

Designed for domestic use, we recommend that each area / cabinet in the room is maintained within domestic temperature and humidity levels. We recommend a temperature range of 16°C - 24°C and a relative humidity range of 40% to 60%.

Please note your guarantee may be adversely affected if used for non-general domestic environments and care and maintenance guidance is not adhered to. Details of guarantee available upon request.

## INSTALLATION ADVICE

---

Ensure that all new-builds or newly plastered rooms have been left to environmentally stabilise prior to the installation of new furniture. Furniture must not be installed in a damp, or moisture-rich environment as it will cause undesirable movement in the joints and panels of the door. A hygrometer should be used to assess conditions.

To help minimise any potential damage to the furniture whilst you are installing it, please read and adhere to the following instructions:

- We would advise that you make an initial check to confirm that you have the correct quantity and size of fascias; you can do this by referring to the labels attached to the outer packaging.
- Ensure that you fully inspect each individual fascia prior to attaching the hinges. Claims for damage to the fascia will not be accepted after the hinges have been attached.
- If doors are supplied with a protective film on the face they must not be directly exposed to sunlight. You should remove this only after they are installed as the curing process continues for around 72 hours after the film is removed. This means the doors will be liable to scratching and other marks. You should avoid cleaning the doors for at least a few days to prevent any marks appearing on the surface.
- Do not stack the doors on their ends on any hard surface; this can cause chipping and scratching along the edge of the fascia, especially on the handle edge of ranges with an integral handle. Prior to fitting, the fascias should be stored flat, ensuring that they are not resting on any dirt or debris that may damage or mark the finish.
- Take extreme care when stacking the fascias with hinges attached to ensure that the hinges do not mark other fascias. Do not lean the fascias against one another, or against any surface without proper protection in-between.
- You should take extreme care not to put the door down with excessive force on any edge, especially the handle edge, as this will cause crushing/impact damage on these edges.
- If the fascias are attached to the carcass, then you should

carefully remove the fascias by unclipping the hinges and storing these flat in a clean safe environment away from your working area, utilising the packing materials from the units.

- Take extreme care when unpacking the fascias and do not use sharp blades to cut away the packaging.
- Where cutting/scribing décor panels and trim, you must use a sharp quality saw blade of the appropriate grade for fine-cutting, or a suitable router. Small chips can appear along the cut-edge, and so extra care must be taken to minimise the risk of chipping. Using a blunt or inappropriate saw blade will produce a poor finish, and this will not be covered by the guarantee.
- All cut edges should be sealed against moisture ingress using a suitable water-resistant sealant/adhesive prior to installation.
- When attaching the hinges, place the fascia face down on a soft, clean surface, ensuring that there is no grit, sawdust or other matter underneath that can damage the surface of the fascia whilst the hinges are attached. It is good practice to place a sheet of clean cardboard between the fascia and the flat surface prior to attaching the hinges.
- If the hinges are 'knock-in' type, use a rubber mallet to knock the hinges into the fascia without using excessive force.
- Once the hinges have been attached to a door, hang the door on the unit straight away to avoid damage. Do not stack the doors with the hinges touching other doors, as this can cause scratches or marks to the other fascias.
- On Painted Products - Any fine chips along the cut edge should be smoothed with fine grade sandpaper prior to fitting.
- All trims are supplied in long lengths and need to be cut down on-site, using the appropriate tools.
- When fitting the plinth, ensure that you check the dimensions of any adjacent appliances. On occasion, the plinth may need to be pulled forward to ensure that it clears the front of the appliance. This can be achieved by fitting blocks using off-cuts to the rear of the plinth prior to attaching the plinth clips, to step the plinth forward from its normal position.

## GENERAL CARE

---

### Heat & moisture

As with all furniture the most common problems occur due to excessive or prolonged exposure to heat and/or moisture.

- Spills and condensation on fascia should be cleaned and dried immediately. Particular attention must be paid to sink areas and wet appliances as damage caused as a result is not covered by warranty.

- Dishwasher doors should not be opened mid cycle or immediately at the end of a cycle. Damage caused by the excess steam will not be covered by warranty.
- Appliances that create steam (e.g. steamer, coffee maker, kettle, steam mop, etc.) should not be placed underneath cabinets or near units where condensation may form.
- Care must be taken when washing floors and work surfaces to prevent liquid accumulating on or adjacent to plinth and panels. These areas should be dried thoroughly after cleaning.
- Appliances that generate excessive heat such as toasters, air fryers, microwave ovens, etc, should be correctly ventilated and not placed under or near kitchen units.
- Please be careful not to puncture the foil/melamine lacquered surface of your furniture. These should be kept dry to prevent moisture ingress.

#### Light & colour

The colour of doors and drawer fronts may appear mismatched in colour. This apparent mismatch is sometimes the effect of differing light conditions within the room, (known as metamerism). To check your doors and fascia you should place them side by side in natural daylight for comparison.

Please note that after a period of time, it is normal for the colouring of furniture to mellow in colour. In particular, timber & light lacquered surfaces change colour and have a certain tendency to “yellow with age.” This is not a manufacturing fault and is due to exposure to light. The product material, finish and the intensity of exposure will affect the rate of change. Due to this, we advise that colour change is taken into consideration when replacing or fitting new doors sometime after the original furniture has been installed, as replacements may not be an exact colour match. This also should be taken into consideration when choosing colours from samples and swatches and it is therefore recommended that samples/ swatches are changed regularly.

#### Cleaning advice

- Periodically clean the interior and exterior surfaces of the door using a soft, damp cloth. Wipe dry all surfaces after cleaning.
- Do not use wax-furniture polish, abrasive or aggressive cleaners, bleach, or other hypochlorite (chlorine) based cleaners, multipurpose cleaners, dilutes, acetone, alcohol, solvent, or similar products on the door, as this will damage the surface. Additionally, wax and polishes leave a residue build up that is difficult to remove. Only use a 5% soap, 95% water (liquid soap) solution, wiping with a damp (not wet) cloth, finally drying with a soft, clean cloth only.
- There are a number of products available which are designed for cleaning high gloss doors, but plain water can be used for

regular cleans. Always use a lint-free soft cloth and use a circular motion to achieve a high buff. Micro-fibre cloths are perfect for achieving a high shine with little effort. High gloss doors may show fingerprints, which can be easily cleaned with a soft cloth.

- Do not expose the furniture to temperature in excess of 60°C (140°F) (Approximately the temperature of washing up water).
- Dust with a soft cloth only.
- Never use any abrasive pads or abrasive cleaners of the furniture.
- If using glass cleaner on your glazed/mirrored doors be careful not to damage the finish of the door and cabinet parts while cleaning. Do not spray cleaner directly on to the surface as this may discolour the finish of your units. Instead, spray a small amount of cleaner on to a lint free cloth or paper towel then wipe the glass/mirror.
- Ensure all cooking splashes, spills and condensation on the furniture are wiped immediately with a damp cloth; and dried immediately.
- If the surface of the product is exposed to any oil-based substance (for example olive oil, butter, margarine or cooking oil), the spillage must be wiped away immediately to prevent staining.







havenkitchens.co.uk

